

4005 m.

GRAN PREMIO MOTUL DE LA COMUNITAT VALENCIANA

Free Practice Nr. 3

Classification

10

	Rider	Nation	Team	Motorcycle	Time	Lap Total	Gap	Top Speed
1	53 Deniz ÖNCÜ	TUR	Red Bull KTM Tech 3	KTM	1'39.256	15	16	229.2
2	37 Pedro ACOSTA	SPA	Red Bull KTM Ajo	KTM	1'39.355	15	15	0.099 0.099 227.6
3	66 Joel KELSO	AUS	CIP Green Power	KTM	1'39.403	11	11	0.147 0.048 229.2
4	16 Andrea MIGNO	ITA	Rivacold Snipers Team	HONDA	1'39.424	15	15	0.168 0.021 226.1
5	99 Carlos TATAY	SPA	Avintia Esponsorama Moto3	KTM	1'39.440	16	19	0.184 0.016 227.6
6	7 Dennis FOGGIA	ITA	Leopard Racing	HONDA	1'39.461	18	19	0.205 0.021 226.1
7	28 Izan GUEVARA	SPA	Valresa GASGAS Aspar Team	GASGAS	1'39.461	15	19	0.205 229.2
8	82 Stefano NEPA	ITA	BOE Owlride	KTM	1'39.535	16	17	0.279 0.074 225.4
9	24 Tatsuki SUZUKI	JPN	SIC58 Squadra Corse	HONDA	1'39.618	17	18	0.362 0.083 227.6
10	55 Romano FENATI	ITA	Sterilgarda Max Racing Team	HUSQVARNA	1'39.695	17	18	0.439 0.077 227.6
11	17 John MCPHEE	GBR	Petronas Sprinta Racing	HONDA	1'39.904	14	14	0.648 0.209 226.9
12	52 Jeremy ALCOBA	SPA	Indonesian Racing Gresini Moto3	HONDA	1'39.905	17	17	0.649 0.001 226.9
13	23 Niccolò ANTONELLI	ITA	Avintia VR46 Academy	KTM	1'39.990	16	19	0.734 0.085 227.6
14	20 Lorenzo FELLON	FRA	SIC58 Squadra Corse	HONDA	1'40.025	15	17	0.769 0.035 229.2
15	11 Sergio GARCIA	SPA	Valresa GASGAS Aspar Team	GASGAS	1'40.168	15	15	0.912 0.143 227.6
16	43 Xavier ARTIGAS	SPA	Leopard Racing	HONDA	1'40.239	10	14	0.983 0.071 225.4
17	95 Jose Antonio RUEDA	SPA	Indonesian Racing Gresini Moto3	HONDA	1'40.290	15	15	1.034 0.051 223.9
18	6 Ryusei YAMANAKA	JPN	CarXpert PruestelGP	KTM	1'40.407	10	13	1.151 0.117 230.7
19	67 Alberto SURRA	ITA	Rivacold Snipers Team	HONDA	1'40.452	15	15	1.196 0.045 221.8
20	54 Riccardo ROSSI	ITA	BOE Owlride	KTM	1'40.480	10	15	1.224 0.028 227.6
21	12 Filip SALAC	CZE	CarXpert PruestelGP	KTM	1'40.487	11	16	1.231 0.007 223.9
22	92 Yuki KUNII	JPN	Honda Team Asia	HONDA	1'40.602	17	19	1.346 0.115 224.7
23	71 Ayumu SASAKI	JPN	Red Bull KTM Tech 3	KTM	1'40.902	6	15	1.646 0.300 230.7
24	5 Jaume MASIA	SPA	Red Bull KTM Ajo	KTM	1'41.033	10	15	1.777 0.131 229.2
25	27 Kaito TOBA	JPN	CIP Green Power	KTM	1'41.155	14	15	1.899 0.122 223.9
26	40 Darryn BINDER	RSA	Petronas Sprinta Racing	HONDA	1'41.530	5	16	2.274 0.375 223.2
27	31 Adrian FERNANDEZ	SPA	Sterilgarda Max Racing Team	HUSQVARNA	1'41.861	5	14	2.605 0.331 225.4
28	19 Andi Farid IZDIHAR	INA	Honda Team Asia	HONDA	1'42.399	4	9	3.143 0.538 224.7

Practice condition: **Dry**Air: **14°**Humidity: **80%**Ground: **14°**

Fastest Lap:	Lap: 15	Deniz ÖNCÜ	1'39.256	145.2 Km/h
Best Race Lap:	2020	Sergio GARCIA	1'38.858	145.8 Km/h
All Time Lap Record:	2020	Darryn BINDER	1'38.286	146.6 Km/h

The results are provisional until the end of the limit for protest and appeals.

Time limit for protest expires 30' after publication of the results - Time:

These data/results cannot be reproduced, stored and/or transmitted in whole or in part by any manner of electronic, mechanical, photocopying, recording, broadcasting or otherwise now known or herein after developed without the previous express consent by the copyright owner, except for reproduction in daily press and regular printed publications on sale to the public within 60 days of the event related to those data/results and always provided that copyright symbol appears together as follows below.

© DORNA, 2021

Official MotoGP Timing by TISSOT
www.motogp.com

Cheste, Saturday, November 13, 2021

moto3



GRAN PREMIO MOTUL DE LA COMUNITAT VALENCIANA

Free Practice Nr. 3

Combined Free Practice Times

11



Rider	Nation	Team	MOTORCYCLE	FP1	FP2	FP3	Gap
1 53 D.ÖNCÜ	TUR	Red Bull KTM Tech 3	KTM	1'40.253 12	1'42.628 12	1'39.256 15	
2 37 P.ACOSTA	SPA	Red Bull KTM Ajo	KTM	1'39.893 15	1'42.207 4	1'39.355 15	0.099 0.099
3 66 J.KELSO	AUS	CIP Green Power	KTM	1'40.651 14	1'41.716 13	1'39.403 11	0.147 0.048
4 16 A.MIGNO	ITA	Rivacold Snipers Team	HONDA	1'39.754 16	1'41.940 9	1'39.424 15	0.168 0.021
5 99 C.TATAY	SPA	Avintia Esponsorama Moto3	KTM	1'40.223 17	1'43.035 4	1'39.440 16	0.184 0.016
6 7 D.FOGGIA	ITA	Leopard Racing	HONDA	1'40.975 11	1'41.524 9	1'39.461 18	0.205 0.021
7 28 I.GUEVARA	SPA	Valresa GASGAS Aspar Team	GASGAS	1'39.561 17	1'42.677 14	1'39.461 15	0.205
8 82 S.NEPA	ITA	BOE Owlride	KTM	1'40.294 13	1'42.176 11	1'39.535 16	0.279 0.074
9 40 D.BINDER	RSA	Petronas Sprinta Racing	HONDA	1'39.609 14		1'41.530 5	0.353 0.074
10 24 T.SUZUKI	JPN	SIC58 Squadra Corse	HONDA	1'41.676 11	1'42.047 7	1'39.618 17	0.362 0.009
11 55 R.FENATI	ITA	Sterilgarda Max Racing Team	HUSQVARNA	1'40.034 14		1'39.695 17	0.439 0.077
12 12 F.SALAC	CZE	CarXpert PruestelGP	KTM	1'39.770 16	1'41.732 12	1'40.487 11	0.514 0.075
13 17 J.MCPHEE	GBR	Petronas Sprinta Racing	HONDA	1'40.082 13	1'43.002 9	1'39.904 14	0.648 0.134
14 52 J.ALCOBA	SPA	Indonesian Racing Gresini Moto3	HONDA	1'40.766 16	1'42.939 4	1'39.905 17	0.649 0.001
15 23 N.ANTONELLI	ITA	Avintia VR46 Academy	KTM	1'40.087 17	1'41.743 6	1'39.990 16	0.734 0.085
16 92 Y.KUNII	JPN	Honda Team Asia	HONDA	1'39.997 15	1'42.984 6	1'40.602 17	0.741 0.007
17 20 L.FELLON	FRA	SIC58 Squadra Corse	HONDA	1'40.822 14	1'44.691 8	1'40.025 15	0.769 0.028
18 71 A.SASAKI	JPN	Red Bull KTM Tech 3	KTM	1'40.039 17	1'44.997 3	1'40.902 6	0.783 0.014
19 11 S.GARCIA	SPA	Valresa GASGAS Aspar Team	GASGAS	1'40.058 17	1'42.941 5	1'40.168 15	0.802 0.019
20 31 A.FERNANDEZ	SPA	Sterilgarda Max Racing Team	HUSQVARNA	1'40.144 17		1'41.861 5	0.888 0.086
21 43 X.ARTIGAS	SPA	Leopard Racing	HONDA	1'40.680 16	1'42.552 8	1'40.239 10	0.983 0.095
22 95 J.RUEDA	SPA	Indonesian Racing Gresini Moto3	HONDA	1'40.864 16	1'42.318 4	1'40.290 15	1.034 0.051
23 19 A.IZDIHAR	INA	Honda Team Asia	HONDA	1'40.366 17	1'42.468 7	1'42.399 4	1.110 0.076
24 6 R.YAMANAKA	JPN	CarXpert PruestelGP	KTM	1'40.591 16	1'43.422 12	1'40.407 10	1.151 0.041
25 54 R.ROSSI	ITA	BOE Owlride	KTM	1'40.421 13	1'43.457 16	1'40.480 10	1.165 0.014
26 67 A.SURRA	ITA	Rivacold Snipers Team	HONDA	1'40.697 17	1'43.239 17	1'40.452 15	1.196 0.031
27 5 J.MASIA	SPA	Red Bull KTM Ajo	KTM	1'40.465 15	1'42.217 7	1'41.033 10	1.209 0.013
28 27 K.TOBA	JPN	CIP Green Power	KTM	1'40.671 16	1'43.846 8	1'41.155 14	1.415 0.206

Pole Position Record:	2020	Darryn BINDER	1'38.286	146.6 Km/h
Best Race Lap:	2020	Sergio GARCIA	1'38.858	145.8 Km/h
All Time Lap Record:	2020	Darryn BINDER	1'38.286	146.6 Km/h

The results are provisional until the end of the limit for protest and appeals.

Time limit for protest expires 60' after publication of the results - Time:

These data/results cannot be reproduced, stored and/or transmitted in whole or in part by any manner of electronic, mechanical, photocopying, recording, broadcasting or otherwise now known or herein after developed without the previous express consent by the copyright owner, except for reproduction in daily press and regular printed publications on sale to the public within 60 days of the event related to those data/results and always provided that copyright symbol appears together as follows below.

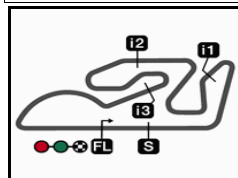
© DORNA, 2021

Official MotoGP Timing by TISSOT
www.motogp.com

Cheste, Saturday, November 13, 2021







4005 m.

GRAN PREMIO MOTUL DE LA COMUNITAT VALENCIANA

Free Practice Nr. 3

Top Speed & Average

12



Rider	Nation	Motorcycle	Top 5 speeds					Average	Top
6 Ryusei YAMANAKA	JPN	KTM	230.7	230.7	227.6	227.6	226.9	228.7	230.7
71 Ayumu SASAKI	JPN	KTM	230.7	230.7	228.4	227.6	227.6	228.8	230.7
5 Jaume MASIA	SPA	KTM	229.2	228.4	228.4	227.6	226.1	227.9	229.2
20 Lorenzo FELLON	FRA	HONDA	229.2	225.4	224.7	224.7	223.9	225.3	229.2
28 Izan GUEVARA	SPA	GASGAS	229.2	226.1	225.4	225.4	225.4	226.2	229.2
53 Deniz ÖNCÜ	TUR	KTM	229.2	225.4	225.4	225.4	224.7	226.0	229.2
66 Joel KELSO	AUS	KTM	229.2	221.8	219.6	218.2	218.2	221.4	229.2
11 Sergio GARCIA	SPA	GASGAS	227.6	227.6	226.1	224.7	224.7	226.1	227.6
23 Niccolò ANTONELLI	ITA	KTM	227.6	226.1	225.4	224.7	223.9	224.7	227.6
24 Tatsuki SUZUKI	JPN	HONDA	227.6	227.6	226.1	225.4	224.7	226.0	227.6
37 Pedro ACOSTA	SPA	KTM	227.6	224.7	222.5	222.5	222.5	224.0	227.6
54 Riccardo ROSSI	ITA	KTM	227.6	227.6	227.6	226.1	225.4	226.6	227.6
55 Romano FENATI	ITA	HUSQVARNA	227.6	226.1	225.4	224.7	223.9	225.5	227.6
99 Carlos TATAY	SPA	KTM	227.6	223.2	223.2	222.5	222.5	223.8	227.6
17 John MCPHEE	GBR	HONDA	226.9	225.4	223.9	223.2	221.8	223.8	226.9
52 Jeremy ALCOBA	SPA	HONDA	226.9	224.7	224.7	223.9	223.9	224.8	226.9
7 Dennis FOGGIA	ITA	HONDA	226.1	226.1	225.4	225.4	225.4	225.7	226.1
16 Andrea MIGNO	ITA	HONDA	226.1	224.7	224.7	224.7	223.9	224.8	226.1
31 Adrian FERNANDEZ	SPA	HUSQVARNA	225.4	225.4	223.9	222.5	222.5	223.9	225.4
43 Xavier ARTIGAS	SPA	HONDA	225.4	225.4	224.7	223.9	223.9	224.5	225.4
82 Stefano NEPA	ITA	KTM	225.4	224.7	223.9	223.2	222.5	223.7	225.4
19 Andi Farid IZDIHAR	INA	HONDA	224.7	224.7	221.8	220.3	215.5	220.4	224.7
92 Yuki KUNII	JPN	HONDA	224.7	224.7	223.2	221.8	221.8	222.6	224.7
12 Filip SALAC	CZE	KTM	223.9	223.2	222.5	222.5	221.8	222.6	223.9
27 Kaito TOBA	JPN	KTM	223.9	223.9	223.2	222.5	221.8	223.1	223.9
95 Jose Antonio RUEDA	SPA	HONDA	223.9	223.9	223.9	222.5	221.8	222.8	223.9
40 Darryn BINDER	RSA	HONDA	223.2	222.5	222.5	222.5	221.8	222.4	223.2
67 Alberto SURRA	ITA	HONDA	221.8	221.8	221.8	221.8	221.0	221.5	221.8

These data/results cannot be reproduced, stored and/or transmitted in whole or in part by any manner of electronic, mechanical, photocopying, recording, broadcasting or otherwise now known or herein after developed without the previous express consent by the copyright owner, except for reproduction in daily press and regular printed publications on sale to the public within 60 days of the event related to those data/results and always provided that copyright symbol appears together as follows below.

© DORNA, 2021

Official MotoGP Timing by TISSOT
www.motogp.com





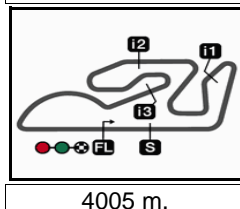
Cheste, Saturday, November 13, 2021

GRAN PREMIO MOTUL DE LA COMUNITAT VALENCIANA

Free Practice Nr. 3

Chronological Analysis of Performances

13



4005 m.

* Lap / Sector time cancelled		T1 Time from finish line to 1st intermediate				T3 Time from 2nd intermed. to 3rd intermed.							
P Crossing the finish line in pit lane		T2 Time from 1st intermed. to 2nd intermed.				T4 Time from 3rd intermediate to finish line							
Lap	Lap Time	T1	T2	T3	T4	Speed	Lap	Lap Time	T1	T2	T3	T4	Speed
1st	53	Deniz ÖNCÜ Red Bull KTM Tech 3 TUR					8	1'41.014	23.658	26.599	23.090	27.667	219.6
		Runs=3	Total laps=16	Full laps=3			9	1'47.324 P	23.701	26.874	24.750	31.999	221.8
1	2'53.386	34.223	29.123	25.728	27.682		10	16'28.023	24.740	26.989	23.484	27.474	
2	1'42.682 *	24.668	27.073	23.398	27.543*	225.4	11	1'39.403	23.389	26.048	22.900	27.066	229.2
3	1'42.535 *	24.765	26.964	23.317	27.489*	224.7	4th 16 Andrea MIGNO Rivacold Snipers Tea ITA						
4	1'41.505 *	24.29*	26.680	23.170	27.364	222.5			Runs=2	Total laps=15	Full laps=10		
5	1'42.169 *	24.11*	27.051	23.319	27.681	225.4	1	2'52.022	36.947	28.985	23.938	27.999	
6	1'40.898	23.768	26.613	23.092	27.425	219.6	2	1'42.611	24.534	27.062	23.317	27.698	224.7
7	1'44.990 P	24.434	26.781	23.139	30.636	221.8	3	1'41.786	24.097	26.531	23.313	27.845	223.9
8	8'28.735 *	23.691	26.948*	23.119	27.510		4	1'41.436	24.013	26.625	23.137	27.661	224.7
9	1'40.248	23.596	26.427	22.934	27.291	223.2	5	1'40.665	23.797	26.387	22.987	27.494	218.2
10	1'42.083 *	23.449	28.084	22.975*	27.575*	225.4	6	1'47.876 P	25.747	27.437	23.337	31.355	224.7
11	1'40.525 *	23.540	26.389	23.051	27.545*	223.2	7	10'08.215	25.893	27.827	23.670	27.975	
12	1'40.271 *	23.350	26.467	22.989*	27.465	223.9	8	1'41.846	24.283	26.801	23.150	27.612	221.8
13	1'42.698 P	23.570	26.575	22.955	29.598	223.2	9	1'40.842	23.751	26.499	23.038	27.554	221.8
14	6'30.301	23.077	26.673	23.593	27.152		10	1'40.194	23.621	26.373	22.860	27.340	222.5
15	1'39.256	23.264	26.026	22.856	27.110	229.2	11	1'40.250	23.517	26.400	22.932	27.401	222.5
16	1'44.671 P	25.335	26.834	23.337	29.165	223.2	12	1'46.978 P	23.934	26.924	23.511	32.609	222.5
2nd	37	Pedro ACOSTA Red Bull KTM Ajo SPA					13	6'27.751	23.442	27.094	23.195	27.603	
		Runs=2	Total laps=15	Full laps=6			14	1'49.700	23.525	26.206	28.868	31.101	221.8
1	2'50.442	34.290	29.086	24.182	28.341		15	1'39.424	23.354	26.070	22.893	27.107	226.1
2	1'45.378 *	26.98*	27.184	23.424	27.789	221.8	5th 99 Carlos TATAY Avintia Esponsorama SPA						
3	1'41.872	24.361	26.815	23.108	27.588	222.5			Runs=2	Total laps=19	Full laps=10		
4	1'41.012	23.833	26.587	23.084	27.508	219.6	1	2'20.226	24.370	29.146	24.840	28.536	
5	1'40.947	23.883	26.568	23.100	27.396	222.5	2	1'47.376	25.588	27.797	24.361	29.630	218.2
6	1'41.140	23.777	26.731	23.042	27.590	224.7	3	1'43.431 *	24.654	27.448	23.361	27.968*	218.9
7	1'51.550 P	25.558	27.892*	25.614	32.486	220.3	4	1'42.323	24.381	26.967	23.245	27.730	217.5
8	8'37.023 *	23.323	27.406	23.360	27.545*		5	1'44.610	26.425	27.181	23.298	27.706	218.2
9	1'40.840 *	23.752	26.600	23.105	27.383*	221.0	6	1'41.555	24.104	26.675	23.134	27.642	220.3
10	1'41.194 *	23.34*	26.829	23.410	27.615*	222.5	7	1'44.014 P	23.909	26.752	23.144	30.209	218.9
11	1'39.974	23.382	26.306	22.838	27.448	221.8	8	5'09.712	23.703	27.726	23.274	27.533	
12	1'44.552 P	23.686	27.091	23.509	30.266	220.3	9	1'40.211	23.547	26.502	22.769	27.393	221.0
13	8'06.279	22.275	27.099	23.756	28.092		10	1'42.075	24.373	26.982	23.122	27.598	221.8
14	1'39.566 *	23.167	26.417	22.807	27.175*	221.8	11	1'40.302	23.427	26.534	22.914	27.427	221.8
15	1'39.355	23.250	26.320	22.718	27.067	227.6	12	1'44.284 *	25.66*	27.326	23.662	27.628	221.0
3rd	66	Joel KELSO CIP Green Power AUS					13	1'40.365	23.503	26.513	22.919	27.430	222.5
		Runs=2	Total laps=11	Full laps=5			14	1'46.485 P	24.76*	27.357	23.707	30.656	222.5
1	2'13.666	25.843	28.213	23.560	28.030		15	5'48.860	23.935	27.157	23.137	27.510	
2	1'43.609 *	25.24*	27.138	23.442	27.788	218.2	16	1'39.440	23.270	26.182	22.794	27.194	223.2
3	1'41.852	24.190	26.757	23.239	27.666	217.5	17	1'40.774	23.834	26.430	23.017	27.493	227.6
4	1'41.416	23.844	26.680	23.210	27.682	217.5	18	1'39.946 *	23.340	26.343*	22.769	27.494	223.2
5	1'47.015 P	24.11*	27.365	23.905	31.630	217.5	19	1'41.228 *	23.61*	26.842	23.226	27.549	221.8
6	5'47.544	24.419	27.226	23.599	27.796		Fastest Lap: Deniz ÖNCÜ Red Bull KTM Tech 3 TUR 1'39.256 23.264 26.026 22.856 27.110						
7	1'41.526	23.835	26.780	23.253	27.658	218.2							

These data/results cannot be reproduced, stored and/or transmitted in whole or in part by any manner of electronic, mechanical, photocopying, recording, broadcasting or otherwise now known or herein after developed without the previous express consent by the copyright owner, except for reproduction in daily press and regular printed publications on sale to the public within 60 days of the event related to those data/results and always provided that copyright symbol appears together as follows below.
© DORNA, 2021

Free Practice Nr. 3

Moto3

Lap	Lap Time	T1	T2	T3	T4	Speed	Lap	Lap Time	T1	T2	T3	T4	Speed
6th	7	Dennis FOGGIA				Leopard Racing			ITA				
		Runs=2	Total laps=19	Full laps=12									
1	2'51.102	31.107	29.450	24.193	27.886		11	1'40.206	23.331	26.389	23.053	27.433	223.9
2	1'43.239 *	25.30 *	26.953	23.346	27.639	226.1	12	1'40.179	23.353	26.427	22.861	27.538	223.2
3	1'41.662	24.140	26.581	23.281	27.660	223.9	13	1'40.111	23.297	26.411	22.937	27.466	221.8
4	1'41.311	23.953	26.668	23.126	27.564	221.8	14	1'42.970 P	23.563	26.859	23.258	29.290	221.8
5	1'40.993	23.696	26.584	23.096	27.617	221.8	15	5'05.507	26.768	28.811	24.853	31.261	
6	1'43.666 *	24.687	27.588	23.451	27.940*	222.5	16	1'39.535	23.419	26.318	22.749	27.049	225.4
7	1'40.895	23.748	26.495	23.114	27.538	224.7	17	1'39.328 *	23.284	26.139	22.738	27.167*	224.7
8	1'41.009	23.696	26.556	23.133	27.624	222.5							
9	1'42.990	23.668	26.534	23.184	29.604	222.5							
10	1'43.651 P	23.617	26.707	23.290	30.037	224.7							
11	5'59.121 *	23.309	27.293	23.092	27.432*								
12	1'40.232	23.668	26.292	22.896	27.376	225.4							
13	1'39.811	23.437	26.243	22.819	27.312	223.9							
14	1'39.921	23.438	26.283	22.881	27.319	223.2							
15	1'45.647 P	23.548	28.827	24.120	29.152	223.9							
16	5'30.210	22.229	26.820	23.083	27.280								
17	1'39.787	23.520	26.260	22.826	27.181	225.4							
18	1'39.461	23.370	26.216	22.816	27.059	226.1							
19	1'39.551	23.358	26.177	22.877	27.139	225.4							
7th	28	Izan GUEVARA				Valresa GASGAS Asp SPA			ITA				
		Runs=3	Total laps=19	Full laps=10									
1	1'59.802	23.009	27.632	23.697	27.999								
2	1'43.749	25.119	27.187	23.641	27.802	222.5							
3	1'42.755	24.772	26.895	23.409	27.679	225.4							
4	1'41.940	24.284	26.777	23.310	27.569	221.0							
5	1'41.364	23.925	26.679	23.236	27.524	222.5							
6	1'46.799 P	24.393	27.233	24.766	30.407	222.5							
7	5'00.108	22.323	27.273	23.475	27.830								
8	1'41.316	23.795	26.744	23.203	27.574	221.8							
9	1'41.006	23.622	26.586	23.226	27.572	223.2							
10	1'42.302	24.476	26.954	23.281	27.591	223.9							
11	1'41.012	23.603	26.665	23.264	27.480	223.2							
12	1'45.267 P	23.858	27.798*	23.774	29.837	224.7							
13	3'43.834	22.589	26.971	23.643	27.474								
14	1'39.633	23.412	26.233	22.787	27.201	225.4							
15	1'39.461	23.313	26.162	22.819	27.167	225.4							
16	1'42.844 P	23.724	26.579	23.238	29.303	225.4							
17	3'55.111	21.382	26.609	23.118	30.160								
18	1'40.843 *	23.294	27.267*	23.298	26.984	229.2							
19	1'39.515 *	23.33 *	26.084	22.984	27.116	226.1							
9th	24	Tatsuki SUZUKI				SIC58 Squadra Corse			JPN				
		Runs=2	Total laps=18	Full laps=9									
1	2'52.946 *	38.108	29.129	24.813	28.059*								
2	1'44.568 *	25.00*	27.896	23.601	28.062	223.9							
3	1'42.029 *	24.362	26.951	23.169	27.547*	227.6							
4	1'41.412 *	23.81*	26.718	23.203	27.672*	223.9							
5	1'41.456	23.791	26.633	23.323	27.709	223.2							
6	1'40.875	23.922	26.567	22.959	27.427	223.9							
7	1'41.232	23.822	26.620	23.294	27.496	226.1							
8	1'40.756	23.733	26.420	23.118	27.485	223.2							
9	1'40.707	23.670	26.486	23.077	27.474	224.7							
10	1'46.407 P	25.061	26.525	23.105	31.716	221.0							
11	5'59.174 *	23.942	26.999	23.163	27.520*								
12	1'39.909 *	23.58*	26.259	22.852	27.211	224.7							
13	1'40.655	23.750	26.308	23.093	27.504	227.6							
14	1'45.741 P	23.493	26.580	23.090	32.578	225.4							
15	7'08.898 *	22.978	26.685*	22.927	27.373*								
16	1'39.808	23.591	26.234	22.812	27.171	221.8							
17	1'39.618	23.437	26.106	22.803	27.272	223.2							
18	1'39.745	23.436	26.208	22.838	27.263	221.8							
10th	55	Romano FENATI				Sterilgarda Max Racin			ITA				
		Runs=2	Total laps=18	Full laps=10									
1	2'53.227	26.371	28.770	23.773	27.989								
2	1'43.684 *	24.94*	27.527	23.461	27.754	226.1							
3	1'43.278 *	25.22 *	27.062	23.326	27.669	223.9							
4	1'41.574	24.147	26.534	23.392	27.501	224.7							
5	1'40.886	23.919	26.554	23.029	27.384	222.5							
6	1'40.757	23.982	26.367	23.041	27.367	225.4							
7	1'40.800	23.994	26.363	23.028	27.415	227.6							
8	1'40.895	23.921	26.447	23.044	27.483	221.0							
9	1'40.795	23.715	26.503	23.059	27.518	221.8							
10	1'45.725 P	24.753	26.673	23.230	31.069	215.5							
11	6'39.195	22.878	27.147	23.222	27.711								
12	1'40.899	23.693	26.533	23.104	27.569	221.0							
13	1'40.758 *	23.65*	26.562	23.088	27.449	222.5							
14	1'46.845 P	24.31*	27.258	23.798	31.479	221.8							
15	6'25.502	22.464	26.942	23.016	27.479								
16	1'39.842	23.519	26.209	22.829	27.285	221.8							
17	1'39.695	23.399	26.197	22.834	27.265	221.0							
18	1'39.838	23.417	26.249	22.908	27.264	219.6							
11th	17	John MCPHEE				Petronas Sprinta Raci			GBR				
		Runs=2	Total laps=14	Full laps=7									
1	2'51.680	36.780	29.741	24.797	28.049								
2	1'46.181 *	26.96*	27.550	23.660	28.007	221.0							
3	1'42.900	24.628	27.034	23.518	27.720	223.9							
4	1'41.774 *	24.18*	26.758	23.251	27.580	226.9							

Fastest Lap: Deniz ÖNCÜ Red Bull KTM Tech 3 TUR 1'39.256 23.264 26.026 22.856 27.110

These data/results cannot be reproduced, stored and/or transmitted in whole or in part by any manner of electronic, mechanical, photocopying, recording, broadcasting or otherwise now known or herein after developed without the previous express consent by the copyright owner, except for reproduction in daily press and regular printed publications on sale to the public within 60 days of the event related to those data/results and always provided that copyright symbol appears together as follows below.
© DORNA, 2021



Free Practice Nr. 3

Moto3

Lap	Lap Time	T1	T2	T3	T4	Speed	Lap	Lap Time	T1	T2	T3	T4	Speed
5	1'41.452	24.203	26.627	23.185	27.437	221.8	2	1'42.628	24.425	27.140	23.379	27.684	221.8
6	1'50.385 P	26.330	27.757	24.039	32.259	225.4	3	1'42.301	24.689	26.731	23.277	27.604	221.8
7	9'33.092	28.027	27.731	24.016	28.004		4	1'42.363	24.627	26.753	23.173	27.810	224.7
8	1'41.642	24.105	26.660	23.176	27.701	219.6	5	1'42.079 *	24.314	26.640*	23.323	27.802	220.3
9	1'44.153	26.164	26.604	23.601	27.784	218.9	6	1'41.919	24.274	26.672	23.209	27.764	220.3
10	1'41.333	23.905	26.662	23.163	27.603	221.8	7	1'45.776 P	24.126	27.041	23.440	31.169	220.3
11	1'41.559	24.040	26.682	23.119	27.718	219.6	8	8'26.801 *	23.621	27.160	23.331	27.717*	
12	1'50.444 P	26.077	27.393	23.965	33.009	219.6	9	1'41.508 *	23.90*	26.866	23.282	27.451*	223.2
13	8'34.956	32.595	26.977	24.061	30.741		10	1'41.120 *	23.871	26.571	23.121	27.557*	224.7
14	1'39.904	23.595	26.350	22.798	27.161	223.2	11	1'41.980 *	23.94*	26.911	23.195	27.932*	225.4

12th 52 Jeremy ALCOBA Indonesian Racing Gr SPA

Runs=2	Total laps=17	Full laps=8				
1	2'44.795	31.192	30.477	26.503	32.380	
2	1'52.117 *	25.815	28.173	29.815	28.314*	218.2
3	1'43.725 *	25.431*	27.074	23.512	27.701	219.6
4	1'42.080	24.487	26.743	23.274	27.576	221.0
5	1'41.435	24.178	26.582	23.282	27.393	222.5
6	1'41.416	23.966	26.639	23.222	27.589	223.9
7	1'41.686	24.134	26.562	23.212	27.778	221.8
8	1'45.368 P	24.867	26.881	23.348	30.272	216.9
9	7'32.437 *	23.913	27.071	23.368	27.586*	
10	1'45.628 *	23.996	26.512*	26.727	28.393*	218.2
11	1'40.526	23.736	26.350	23.069	27.371	224.7
12	1'41.786	24.120	26.336	23.556	27.774	226.9
13	1'40.256	23.754	26.229	22.937	27.336	223.2
14	1'44.375 P	24.330	26.980	23.774	29.291	220.3
15	5'37.184	22.298	26.854	23.206	32.644	
16	1'48.138 *	23.483	26.375	25.685*	32.595	223.9
17	1'39.905	23.500	26.196	22.927	27.282	224.7

13th 23 Niccolò ANTONELL Avintia VR46 ITA

Runs=2	Total laps=19	Full laps=9				
1	2'55.153	34.757	29.532	24.841	28.537	
2	1'43.495	24.747	27.302	23.569	27.877	218.9
3	1'42.495	24.468	26.915	23.440	27.672	227.6
4	1'42.451 *	24.382	27.023	23.353	27.693*	225.4
5	1'41.428 *	24.02*	26.730	23.195	27.479	223.9
6	1'41.224	23.890	26.636	23.247	27.451	226.1
7	1'41.370	23.832	26.673	23.222	27.643	224.7
8	1'44.217 P	24.385	26.773	23.228	29.831	221.8
9	5'10.610	27.955	27.351	23.419	27.566	
10	1'40.859	23.755	26.549	23.163	27.392	223.2
11	1'40.530 *	23.631	26.467	22.999	27.433*	223.9
12	1'40.388	23.590	26.434	23.009	27.355	223.9
13	1'40.201	23.490	26.378	22.997	27.336	223.9
14	1'44.703 P	24.07*	26.953	23.249	30.427	223.9
15	5'26.073 *	24.089	27.053	23.149	27.466*	
16	1'39.990	23.485	26.345	22.923	27.237	221.8
17	1'40.053	23.614	26.333	22.889	27.217	223.9
18	1'39.729 *	23.387	26.263*	22.886	27.193	223.2
19	1'40.040 *	23.45*	26.400	22.908	27.279*	223.2

14th 20 Lorenzo FELLON SIC58 Squadra Corse FRA

Runs=2	Total laps=17	Full laps=7				
1	2'01.633	23.829	27.672	23.733	27.996	

15th 11 Sergio GARCIA Valresa GASGAS Asp SPA

Runs=2	Total laps=15	Full laps=7				
1	2'09.626	32.104	27.970	24.051	28.216	
2	1'43.024	24.306	27.190	23.642	27.886	219.6
3	1'42.385	24.052	27.109	23.487	27.737	220.3
4	1'42.391 *	24.084	27.001	23.483	27.823*	221.0
5	1'42.008	23.973	26.890	23.414	27.731	221.8
6	1'41.936	23.803	26.863	23.457	27.813	221.0
7	1'46.566 P	25.377	27.549	23.649	29.991	221.8
8	8'15.158 *	22.165	27.033*	23.272	27.556	
9	1'40.381	23.467	26.479	23.150	27.285	223.2
10	1'46.743 *	23.591	26.543	28.260	28.349*	224.7
11	1'40.834 *	23.586	26.631	23.110	27.507*	227.6
12	1'42.821 P	23.719	26.487	23.160	29.455	227.6
13	9'02.363 *	22.016	27.544	23.062	27.274*	
14	1'44.756	23.293	26.398	23.426	31.639	226.1
15	1'40.168	23.574	26.332	23.011	27.251	224.7

16th 43 Xavier ARTIGAS Leopard Racing SPA

Runs=3	Total laps=14	Full laps=7				
1	2'00.112	22.848	27.557	23.633	28.001	
2	1'43.743	25.290	27.023	23.588	27.842	223.2
3	1'42.631	24.942	26.696	23.281	27.712	222.5
4	2'05.608 P	28.421	34.656*	26.563	35.968	223.9
5	6'56.761	25.587	28.234	23.705	28.034	
6	1'46.771 P	24.907	26.989	23.667	31.208	218.9
7	5'34.154	23.111	27.196	23.625	27.433	
8	1'40.691	23.938	26.449	23.066	27.238	224.7
9	1'41.131	23.804	26.406	23.320	27.601	225.4
10	1'40.239	23.619	26.304	22.974	27.342	225.4
11	1'45.667 P	23.945	26.902	23.845	30.975	223.9
12	7'55.443	23.534	27.091	23.395	27.593	
13	1'47.279	23.711	26.267	26.514	30.787	223.9
14	1'40.627	23.676	26.512	23.050	27.389	223.2

17th 95 Jose Antonio RUED Indonesian Racing Gr SPA

Runs=2	Total laps=15	Full laps=9				
1	2'23.837	26.413	28.685	24.239	28.284	
2	1'44.823	25.756	27.359	23.792	27.916	221.0

Fastest Lap: Deniz ÖNCÜ Red Bull KTM Tech 3 TUR 1'39.256 23.264 26.026 22.856 27.110

These data/results cannot be reproduced, stored and/or transmitted in whole or in part by any manner of electronic, mechanical, photocopying, recording, broadcasting or otherwise now known or herein after developed without the previous express consent by the copyright owner, except for reproduction in daily press and regular printed publications on sale to the public within 60 days of the event related to those data/results and always provided that copyright symbol appears together as follows below.
© DORNA, 2021



Free Practice Nr. 3

Moto3

Lap	Lap Time	T1	T2	T3	T4	Speed	Lap	Lap Time	T1	T2	T3	T4	Speed
3	1'42.514	24.390	26.849	23.437	27.838	221.8	6	1'41.708	23.947	26.847	23.267	27.647	223.2
4	1'42.503 *	24.52*	26.805	23.481	27.693	223.9	7	1'49.365 P	24.816	27.884	24.263	32.402	223.9
5	1'42.067	24.055	26.701	23.403	27.908	221.8	8	9'25.804	29.333	28.650	27.972	27.777	
6	1'47.104 P	24.284	26.884	23.380	32.556	219.6	9	1'44.045 *	23.85*	26.767	25.610	27.818	224.7
7	11'23.344	23.751	27.011	23.470	27.819		10	1'40.480	23.521	26.409	23.067	27.483	227.6
8	1'41.720	23.987	26.523	23.340	27.870	222.5	11	1'42.861 *	24.072	27.107	23.974	27.708*	226.1
9	1'42.825	23.937	27.249	23.879	27.760	220.3	12	1'45.669 P	23.925	26.973	23.810	30.961	225.4
10	1'40.970	23.638	26.492	23.185	27.655	223.9	13	6'51.061 *	21.935	26.950*	26.720	30.202	
11	1'40.989	23.569	26.482	23.243	27.695	223.9	14	1'48.907 *	23.510	26.757	27.117	31.523*	225.4
12	1'45.379 P	24.526	27.115	23.698	30.040	220.3	15	1'40.561 *	23.609	26.534	23.093	27.325*	227.6
13	5'32.692	22.611	27.190	23.837	28.811								
14	1'49.033	23.650	26.478	27.453	31.452	221.0							
15	1'40.290	23.505	26.376	23.012	27.397	221.8							

18th	6	Ryusei YAMANAKA	CarXpert PruestelGP	JPN		
		Runs=3	Total laps=14	Full laps=3		
1	2'50.497	35.575	29.049	24.265	28.190	
2	1'45.633 *	27.24*	27.192	23.390	27.808	222.5
3	1'43.455	25.273	27.109	23.351	27.722	227.6
4	1'42.377 *	24.38*	26.829	23.329	27.838	223.9
5	1'41.662 *	24.27*	26.701	23.258	27.433	225.4
6	1'41.729	24.236	26.696	23.235	27.562	223.9
7	1'46.094 P	24.106	26.651	23.210	32.127	222.5
8	9'15.737 *	24.176	27.026	23.591	27.369*	
9	1'43.590 *	23.886	26.530	25.024	28.150*	227.6
10	1'40.407	23.810	26.318	23.075	27.204	230.7
11	1'41.415 *	23.830	26.430	23.709	27.446*	230.7
12	1'42.347 P	23.755	26.405	23.003	29.184	226.9
13	7'27.967	23.566	27.106	25.250	28.982	
	unfinished	27.119				213.5

19th	67	Alberto SURRA	Rivacold Snipers Tea	ITA		
		Runs=2	Total laps=15	Full laps=9		
1	2'52.368	36.951	28.852	24.006	28.067	
2	1'43.424	24.839	26.937	23.605	28.043	221.8
3	1'42.320 *	24.53*	26.782	23.291	27.710	217.5
4	1'41.906	24.126	26.740	23.241	27.799	218.2
5	1'42.617	24.399	26.971	23.440	27.807	218.2
6	1'46.131 P	24.190	26.600	23.285	32.056	221.8
7	10'05.987	25.530	27.810	23.646	28.014	
8	1'41.919	24.302	26.756	23.148	27.713	221.0
9	1'40.885	23.770	26.375	23.054	27.686	220.3
10	1'40.524	23.656	26.286	22.995	27.587	221.0
11	1'42.332	24.505	27.274	23.026	27.527	218.9
12	1'42.888 P	23.550	26.447	23.176	29.715	219.6
13	6'30.148	23.478	26.923	23.539	27.725	
14	1'49.153	23.809	26.436	27.854	31.054	221.8
15	1'40.452	23.553	26.524	23.076	27.299	221.8

20th	54	Riccardo ROSSI	BOE Owlride	ITA		
		Runs=2	Total laps=15	Full laps=3		
1	2'44.917	34.659	30.196	25.288	29.844	
2	1'58.886 *	25.367	28.479*	36.628	28.412	227.6
3	1'43.594	24.853	27.231	23.628	27.882	221.8
4	1'43.032 *	24.46*	27.101	23.503	27.960	220.3
5	1'43.073 *	24.10*	26.913	23.901	28.150*	220.3

21st	12	Filip SALAC	CarXpert PruestelGP	CZE		
		Runs=2	Total laps=16	Full laps=7		
1	2'53.048	35.542	28.715	24.969	31.139	
2	1'44.398	24.800	27.348	23.694	28.556	222.5
3	1'42.700	24.594	27.000	23.391	27.715	218.9
4	1'42.696 *	24.407	26.824	23.369	28.096*	218.9
5	1'41.746	24.290	26.687	23.170	27.599	223.2
6	1'41.873 *	24.053	26.791	23.242	27.787*	221.8
7	1'41.854	24.164	26.649	23.240	27.801	220.3
8	1'48.987 P	24.678	27.277	23.563	33.469	218.9
9	7'32.222	24.566	27.112	25.367	28.041	
10	1'41.018	23.896	26.569	23.026	27.527	218.2
11	1'40.487	23.719	26.321	23.074	27.373	221.8
12	1'42.552	23.870	26.461	24.105	28.116	222.5
13	1'45.513 P	23.725	26.529	23.225	32.034	221.0
14	7'28.785	23.938	27.186	24.336	34.963	
15	1'45.203 *	23.551	26.322	26.946	28.384*	223.9
16	1'39.800 *	23.53*	26.252	22.825	27.192	221.0

22nd	92	Yuki KUNII	Honda Team Asia	JPN		
		Runs=1	Total laps=19	Full laps=13		
1	2'55.331	43.043	29.975	24.736	28.335	
2	1'44.845	24.918	27.278	23.448	29.201	224.7
3	1'42.397	24.417	26.971	23.325	27.684	223.2
4	1'41.668	24.181	26.654	23.291	27.542	221.8
5	1'44.003	25.682	27.222	23.385	27.714	224.7
6	1'41.725	24.186	26.705	23.170	27.664	219.6
7	1'41.585	24.062	26.593	23.279	27.651	219.6
8	1'41.882	23.961	26.842	23.330	27.749	219.6
9	1'41.867	24.030	26.706	23.263	27.868	218.2
10	1'43.219	24.040	26.759	23.647	28.773	218.9
11	1'41.435	23.799	26.651	23.225	27.760	221.0
12	1'44.349	25.361	27.894	23.373	27.721	219.6
13	1'41.008	23.722	26.531	23.156	27.599	221.8
14	1'46.867 *	25.73*	28.399	24.934	27.796	221.0
15	1'48.017 P	23.692	26.971	23.762	33.592	221.8
16	8'37.252	28.956	26.843	23.143	27.443	
17	1'40.602	23.816	26.426	23.068	27.292	221.8
18	1'40.115 *	23.588	26.286*	22.916	27.325	221.8
19	1'40.149 *	23.61*	26.326	22.972	27.236	221.8

23rd	71	Ayumu SASAKI	Red Bull KTM Tech 3	JPN		
		Runs=2	Total laps=15	Full laps=9		
1	2'56.136	36.437	29.442	25.160	27.871	
2	1'43.555	24.761	27.233	23.334	28.227	227.6

Fastest Lap: Deniz ÖNCÜ Red Bull KTM Tech 3 TUR 1'39.256 23.264 26.026 22.856 27.110

These data/results cannot be reproduced, stored and/or transmitted in whole or in part by any manner of electronic, mechanical, photocopying, recording, broadcasting or otherwise now known or herein after developed without the previous express consent by the copyright owner, except for reproduction in daily press and regular printed publications on sale to the public within 60 days of the event related to those data/results and always provided that copyright symbol appears together as follows below.
© DORNA, 2021

Official MotoGP Timing by TISSOT
www.motogp.com

Cheste, Saturday, November 13, 2021

Page 4 of 5



Free Practice Nr. 3

Moto3

Lap	Lap Time	T1	T2	T3	T4	Speed	Lap	Lap Time	T1	T2	T3	T4	Speed
3	1'42.034	24.386	26.919	23.256	27.473	226.1	5	1'41.530	24.189	26.573	23.167	27.601	218.2
4	1'42.687	24.172	26.915	23.473	28.127	230.7	6	1'41.656	23.843	27.057	23.132	27.624	221.0
5	1'41.238	24.006	26.698	23.115	27.419	227.6	7	1'52.323 P	26.936	27.085	23.743	34.559	222.5
6	1'40.902	23.809	26.582	23.161	27.350	227.6	8	7'53.523	26.540	28.042	23.934	28.146	
7	1'41.109	23.736	26.615	23.183	27.575	230.7	9	1'44.189	25.831	27.189	23.427	27.742	216.9
8	1'47.322 P	24.830	27.145	23.527	31.820	219.6	10	1'41.632	23.852	26.594	23.300	27.886	221.8
9	6'57.871	21.826	26.991	23.349	27.629		11	1'43.268	24.089	26.786	24.498	27.895	218.2
10	1'41.816	24.099	26.767	23.290	27.660	223.2	12	1'41.376 *	24.130	26.579	23.130	27.537*	220.3
11	1'41.474	23.811	26.746	23.267	27.650	223.9	13	1'48.778 P	24.070	27.142	24.273	33.293	222.5
12	1'49.385 P	26.556	27.354	23.705	31.770	223.9	14	7'02.524	21.239	26.606	22.945	30.074	
13	9'40.276	23.542	28.469	27.022	32.238		15	1'43.182	23.386	26.274	26.164	27.358	223.2
14	1'46.633	23.680	27.139	28.294	27.520	223.9	16	1'40.079 *	23.32*	26.306	22.978	27.471	222.5
15	1'39.679 *	23.21*	26.291	23.057	27.116	228.4							

24th	5	Jaume MASIA	Red Bull KTM Ajo	SPA								
		Runs=2	Total laps=15	Full laps=6								
1	2'55.938	40.605	29.742	25.049	27.900							
2	1'43.187 *	24.777	27.071*	23.479	27.860*	224.7						
3	1'42.214	24.475	26.859	23.286	27.594	226.1						
4	1'42.427	24.418	26.939	23.353	27.717	227.6						
5	1'41.457 *	24.04*	26.727	23.224	27.459	228.4						
6	1'41.465	23.906	26.668	23.293	27.598	228.4						
7	1'44.941 P	24.066	26.741	23.219	30.915	229.2						
8	8'36.618 *	23.632	27.476	23.473	27.797*							
9	1'41.251	23.946	26.625	23.023	27.657	222.5						
10	1'41.033	23.763	26.619	23.079	27.572	222.5						
11	1'40.970 *	23.776	26.546*	23.164	27.484	222.5						
12	1'45.640 P	23.920	27.090	23.748	30.882	224.7						
13	8'10.135	22.406	26.968	24.182	33.677							
14	1'44.165	23.480	26.420	27.038	27.227	223.9						
15	1'40.359 *	23.38*	26.488*	22.989	27.501*	224.7						

27th	31	Adrian FERNANDEZ	Sterilgarda Max Racin	SPA								
		Runs=2	Total laps=14	Full laps=6								
1	2'21.982	24.496	28.628	24.136	28.235							
2	1'44.358	25.660	27.131	23.808	27.759	221.8						
3	1'46.115 *	25.004	26.986	23.430	30.695*	220.3						
4	1'41.947	24.426	26.731	23.274	27.516	221.8						
5	1'41.861	24.364	26.625	23.248	27.624	222.5						
6	1'45.917 P	24.474	26.589	23.252	31.602	223.9						
7	5'00.852	23.402	27.023	23.335	27.875							
8	1'42.177	24.372	26.768	23.307	27.730	219.6						
9	1'42.400	24.415	26.833	23.369	27.783	219.6						
10	1'41.818 *	24.146	26.728	23.262	27.682*	221.0						
11	1'48.329 P	25.17*	26.922	23.787	32.442	222.5						
12	13'49.920	22.231	27.060	24.051	36.925							
13	1'44.522	23.832	26.457	26.429	27.804	225.4						
14	1'40.082 *	23.57*	26.239	23.053	27.211	225.4						

25th	27	Kaito TOBA	CIP Green Power	JPN								
		Runs=2	Total laps=15	Full laps=3								
1	2'44.003	39.615	30.461	26.759	30.348							
2	1'47.863 *	26.157	29.069*	24.399	28.238	219.6						
3	1'56.497 *	24.69*	27.366	36.044	28.395	220.3						
4	1'42.497 *	24.49*	26.981	23.332	27.690	221.8						
5	1'41.921 *	23.86*	26.801	23.487	27.771	223.9						
6	1'42.017 *	23.906	26.940*	23.340	27.831	221.0						
7	1'50.827 P	26.07*	28.404	24.622	31.728	221.0						
8	12'27.661 *	33.287	30.188*	24.250	27.904							
9	1'41.839	23.978	26.831	23.345	27.685	223.2						
10	1'41.315 *	23.826	26.757	23.118*	27.614	223.9						
11	1'41.780	23.913	26.818	23.419	27.630	222.5						
12	1'48.289 P	23.726	26.914	27.170	30.479	221.0						
13	4'18.815	26.549	27.509	23.404	27.768							
14	1'41.155	23.832	26.748	23.102	27.473	220.3						
15	1'40.437 *	23.56*	26.459*	22.976	27.434	220.3						

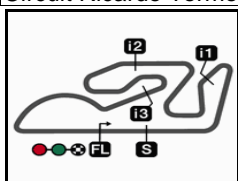
28th	19	Andi Farid IZDIHAR	Honda Team Asia	INA								
		Runs=1	Total laps=9	Full laps=4								
1	2'46.388	36.257	32.475	26.029	30.306							
2	1'52.202	25.599	28.509	29.669	28.425	220.3						
3	1'43.027	24.758	27.036	23.632	27.601	221.8						
4	1'42.399	24.440	26.830	23.501	27.628	224.7						
5	4'06.111 P			27.661	35.724	224.7						
6	23'33.558	29.115	28.457	24.658	28.457							
7	1'43.222	24.613	27.137	23.475	27.997	215.5						
8	1'42.299 *	24.016	26.911*	23.346	28.026	215.5						
9	1'42.422 *	24.19*	26.873	23.312	28.047	214.8						

26th	40	Darryn BINDER	Petronas Sprinta Raci	RSA								
		Runs=2	Total laps=16	Full laps=8								
1	2'49.446	32.617	30.373	25.897	29.136							
2	1'44.272	25.323	27.433	23.673	27.843	216.9						
3	1'42.542 *	24.247	26.915	23.571	27.809*	218.2						
4	1'41.590	24.052	26.611	23.166	27.761	221.8						

Fastest Lap: Deniz ÖNCÜ Red Bull KTM Tech 3 TUR 1'39.256 23.264 26.026 22.856 27.110

These data/results cannot be reproduced, stored and/or transmitted in whole or in part by any manner of electronic, mechanical, photocopying, recording, broadcasting or otherwise now known or herein after developed without the previous express consent by the copyright owner, except for reproduction in daily press and regular printed publications on sale to the public within 60 days of the event related to those data/results and always provided that copyright symbol appears together as follows below.
© DORNA, 2021





4005 m.

GRAN PREMIO MOTUL DE LA COMUNITAT VALENCIANA

Free Practice Nr. 3

Best Partial Times

Moto3™


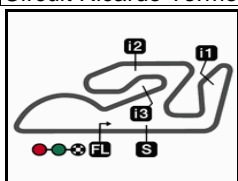
IT Ideal Lap Time, sum of the best partial times

BT Best Lap Time

T1		T2		T3		T4						
Pos	Rider	Time	Rider	Time	Rider	Time	Rider	Time	Pos	Rider	IT	BT
1	P.ACOSTA	23.167	D.ÖNCÜ	26.026	P.ACOSTA	22.718	I.GUEVARA	26.984	1	I.GUEVARA	1'39.149	1'39.461 (7)
2	D.ÖNCÜ	23.264	J.KELSO	26.048	S.NEPA	22.738	S.NEPA	27.049	2	S.NEPA	1'39.210	1'39.535 (8)
3	C.TATAY	23.270	A.MIGNO	26.070	C.TATAY	22.769	D.FOGGIA	27.059	3	D.ÖNCÜ	1'39.256	1'39.256 (1)
4	S.NEPA	23.284	I.GUEVARA	26.084	I.GUEVARA	22.787	J.KELSO	27.066	4	P.ACOSTA	1'39.258	1'39.355 (2)
5	S.GARCIA	23.293	T.SUZUKI	26.106	J.MCPHEE	22.798	P.ACOSTA	27.067	5	A.MIGNO	1'39.391	1'39.424 (4)
6	I.GUEVARA	23.294	S.NEPA	26.139	T.SUZUKI	22.803	A.MIGNO	27.107	6	J.KELSO	1'39.403	1'39.403 (3)
7	A.MIGNO	23.354	D.FOGGIA	26.177	D.FOGGIA	22.816	D.ÖNCÜ	27.110	7	D.FOGGIA	1'39.410	1'39.461 (6)
8	D.FOGGIA	23.358	C.TATAY	26.182	F.SALAC	22.825	A.SASAKI	27.116	8	C.TATAY	1'39.415	1'39.440 (5)
9	D.BINDER	23.386	J.ALCOBA	26.196	R.FENATI	22.829	J.MCPHEE	27.161	9	T.SUZUKI	1'39.516	1'39.618 (9)
10	N.ANTONELLI	23.387	R.FENATI	26.197	D.ÖNCÜ	22.856	T.SUZUKI	27.171	10	R.FENATI	1'39.689	1'39.695 (10)
11	J.KELSO	23.389	A.FERNANDEZ	26.239	A.MIGNO	22.860	F.SALAC	27.192	11	N.ANTONELLI	1'39.799	1'39.990 (13)
12	R.FENATI	23.399	F.SALAC	26.252	N.ANTONELLI	22.886	N.ANTONELLI	27.193	12	F.SALAC	1'39.820	1'40.487 (21)
13	L.FELLON	23.435	X.ARTIGAS	26.267	J.KELSO	22.900	C.TATAY	27.194	13	S.GARCIA	1'39.887	1'40.168 (15)
14	T.SUZUKI	23.436	D.BINDER	26.274	Y.KUNII	22.916	L.FELLON	27.202	14	J.ALCOBA	1'39.888	1'39.905 (12)
15	J.MASIA	23.480	A.SURRA	26.286	J.ALCOBA	22.927	R.YAMANAKA	27.204	15	J.MCPHEE	1'39.904	1'39.904 (11)
16	J.ALCOBA	23.483	A.SASAKI	26.291	D.BINDER	22.945	A.FERNANDEZ	27.211	16	D.BINDER	1'39.963	1'41.530 (26)
17	J.RUEDA	23.505	P.ACOSTA	26.306	L.FELLON	22.966	J.MASIA	27.227	17	L.FELLON	1'40.025	1'40.025 (14)
18	R.ROSSI	23.510	R.YAMANAKA	26.318	X.ARTIGAS	22.974	Y.KUNII	27.236	18	Y.KUNII	1'40.066	1'40.602 (22)
19	A.SURRA	23.550	Y.KUNII	26.326	K.TOBA	22.976	X.ARTIGAS	27.238	19	X.ARTIGAS	1'40.098	1'40.239 (16)
20	F.SALAC	23.551	S.GARCIA	26.332	J.MASIA	22.989	S.GARCIA	27.251	20	J.MASIA	1'40.116	1'41.033 (24)
21	Y.KUNII	23.588	N.ANTONELLI	26.333	A.SURRA	22.995	R.FENATI	27.264	21	A.SURRA	1'40.130	1'40.452 (19)
22	J.MCPHEE	23.595	J.MCPHEE	26.350	R.YAMANAKA	23.003	J.ALCOBA	27.282	22	A.SASAKI	1'40.144	1'40.902 (23)
23	X.ARTIGAS	23.619	J.RUEDA	26.376	S.GARCIA	23.011	A.SURRA	27.299	23	R.YAMANAKA	1'40.280	1'40.407 (18)
24	A.SASAKI	23.680	R.ROSSI	26.409	J.RUEDA	23.012	D.BINDER	27.358	24	J.RUEDA	1'40.290	1'40.290 (17)

These data/results cannot be reproduced, stored and/or transmitted in whole or in part by any manner of electronic, mechanical, photocopying, recording, broadcasting or otherwise now known or herein after developed without the previous express consent by the copyright owner, except for reproduction in daily press and regular printed publications on sale to the public within 60 days of the event related to those data/results and always provided that copyright symbol appears together as follows below.
© DORNA, 2021

Circuit Ricardo Tormo

Results and timing service provided by  **TISSOT**

4005 m.

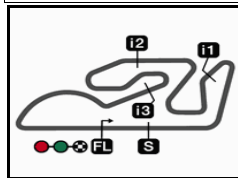
GRAN PREMIO MOTUL DE LA COMUNITAT VALENCIANA**Free Practice Nr. 3****Best Partial Times****Moto3™***IT* Ideal Lap Time, sum of the best partial times*BT* Best Lap Time

T1		T2		T3		T4				<i>IT</i>	<i>BT</i>	
<i>Pos</i>	<i>Rider</i>	<i>Time</i>	<i>Rider</i>	<i>Time</i>	<i>Rider</i>	<i>Time</i>	<i>Rider</i>	<i>Time</i>	<i>Pos</i>	<i>Rider</i>		
25	K.TOBA	23.726	J.MASIA	26.420	A.FERNANDEZ	23.053	J.RUEDA	27.397	25	A.FERNANDEZ	1'40.335	1'41.861 (27)
26	R.YAMANAKA	23.755	L.FELLON	26.422	A.SASAKI	23.057	K.TOBA	27.434	26	R.ROSSI	1'40.469	1'40.480 (20)
27	A.FERNANDEZ	23.832	K.TOBA	26.748	R.ROSSI	23.067	R.ROSSI	27.483	27	K.TOBA	1'40.884	1'41.155 (25)
28	A.IZDIHAR	24.016	A.IZDIHAR	26.830	A.IZDIHAR	23.312	A.IZDIHAR	27.601	28	A.IZDIHAR	1'41.759	1'42.399 (28)

These data/results cannot be reproduced, stored and/or transmitted in whole or in part by any manner of electronic, mechanical, photocopying, recording, broadcasting or otherwise now known or herein after developed without the previous express consent by the copyright owner, except for reproduction in daily press and regular printed publications on sale to the public within 60 days of the event related to those data/results and always provided that copyright symbol appears together as follows below.
© DORNA, 2021

Official MotoGP Timing by **TISSOT**
www.motogp.com





4005 m.

GRAN PREMIO MOTUL DE LA COMUNITAT VALENCIANA

Free Practice Nr. 3

Fastest Laps Sequence

<i>Practice Time</i>	 <i>Rider</i>	<i>Nation</i>	<i>Motorcycle</i>	<i>Time</i>	<i>Km/h</i>	<i>Rider's Lap</i>
3'43.551	28 Izan GUEVARA	SPA	GASGAS	1'43.749	138.9	2
3'43.855	43 Xavier ARTIGAS	SPA	HONDA	1'43.743	138.9	2
3'44.261	20 Lorenzo FELLON	FRA	HONDA	1'42.628	140.4	2
4'34.633	16 Andrea MIGNO	ITA	HONDA	1'42.611	140.5	2
5'26.562	20 Lorenzo FELLON	FRA	HONDA	1'42.301	140.9	3
5'39.127	66 Joel KELSO	AUS	KTM	1'41.852	141.5	3
6'16.003	7 Dennis FOGGIA	ITA	HONDA	1'41.662	141.8	3
7'20.543	66 Joel KELSO	AUS	KTM	1'41.416	142.1	4
7'50.942	82 Stefano NEPA	ITA	KTM	1'41.346	142.2	4
7'57.314	7 Dennis FOGGIA	ITA	HONDA	1'41.311	142.3	4
7'58.704	37 Pedro ACOSTA	SPA	KTM	1'41.012	142.7	4
9'31.953	82 Stefano NEPA	ITA	KTM	1'41.011	142.7	5
9'38.307	7 Dennis FOGGIA	ITA	HONDA	1'40.993	142.7	5
9'38.520	16 Andrea MIGNO	ITA	HONDA	1'40.665	143.2	5
19'33.458	99 Carlos TATAY	SPA	KTM	1'40.211	143.8	9
26'37.493	16 Andrea MIGNO	ITA	HONDA	1'40.194	143.9	10
26'51.372	37 Pedro ACOSTA	SPA	KTM	1'39.974	144.2	11
27'29.682	7 Dennis FOGGIA	ITA	HONDA	1'39.811	144.4	13
29'30.887	28 Izan GUEVARA	SPA	GASGAS	1'39.633	144.7	14
31'10.348	28 Izan GUEVARA	SPA	GASGAS	1'39.461	144.9	15
35'35.269	99 Carlos TATAY	SPA	KTM	1'39.440	144.9	16
38'12.282	53 Deniz ÖNCÜ	TUR	KTM	1'39.256	145.2	15

These data/results cannot be reproduced, stored and/or transmitted in whole or in part by any manner of electronic, mechanical, photocopying, recording, broadcasting or otherwise now known or herein after developed without the previous express consent by the copyright owner, except for reproduction in daily press and regular printed publications on sale to the public within 60 days of the event related to those data/results and always provided that copyright symbol appears together as follows below.

© DORNA, 2021

Official MotoGP Timing by TISSOT
www.motogp.com

Cheste, Saturday, November 13, 2021

